











### Door coupling rotary handles NZM1, NZM2, NZM3, NZM4

Product view	For use with	Standard Part no.	Article no.	Std. pack	Notes
<b>Door coupling rotary handles</b>					
Complete including rotary drive and coupling parts An additional extension shaft is necessary with the NZM...-XT(V)D(V)(R)(-60) part numbers. Degree of protection IP66/UL/CSA type 4X, 12					
<b>Standard, black/grey</b>					
	Lockable in 0 position on handle with up to 3 padlocks. With door interlock	NZM1(-4), PN1(-4), N(S)1(-4)	NZM1-XTVD	260166	1 Off  Circuit breaker can also be installed in a horizontal position 90° left/right, with the handle still in the same position.
		NZM2(-4), PN2(-4), N(S)2(-4)	NZM2-XTVD	260168	
		NZM3(-4), PN3(-4), N(S)3(-4)	NZM3-XTVD	260170	
		NZM4(-4), N(S)4(-4)	NZM4-XTVD	266614	
	Lockable on handle and switch with up to 3 padlocks. Can be locked in 0 position, with adequate modification also in I position. With door interlock. Lockable on switch in 0 position.	NZM1(-4), PN1(-4), N(S)1(-4)	NZM1-XTVDV	260172	
		NZM2(-4), PN2(-4), N(S)2(-4)	NZM2-XTVDV	260174	
		NZM3(-4), PN3(-4), N(S)3(-4)	NZM3-XTVDV	260176	
		NZM4(-4), N(S)4(-4)	NZM4-XTVDV	266616	
	ALockable on handle and switch with up to 3 padlocks. Lockable in 0 position on handle. With door interlock. Lockable on switch in 0 position.	NZM1(-4), PN1(-4), N(S)1(-4)	NZM1-XTVDVR	260178	1 Off  Circuit breaker can also be installed in a horizontal position 90° left/right, with the handle still in the same position.
		NZM2(-4), PN2(-4), N(S)2(-4)	NZM2-XTVDVR	260180	
		NZM3(-4), PN3(-4), N(S)3(-4)	NZM3-XTVDVR	260182	
		NZM4(-4), N(S)4(-4)	NZM4-XTVDVR	266618	
Information relevant for export to North America					
					
Product Standards	UL489; CSA-C22.2, No. 5-09; IEC60947, CE marking				
UL File No.	E140305				
UL CCN	DIHS				
CSA File No.	022086				
CSA Class No.	1437-01				
NA Certification	UL Listed, CSA certified				
Degree of Protection	IEC: IP66, UL/CSA Type 4X, 12				

### Door coupling rotary handles NZM1, NZM2, NZM3, NZM4

Part no.	Article no.	Std. pack	Notes	Extremely narrow fittings	Article no.	Std. pack	Notes
For maximum shaft length 60 mm							
Article no. when ordering separately							
Article no. when ordering separately							
<b>Door interlock</b>							
NZM1-XTVD-60	271504	1 Off 	<ul style="list-style-type: none"> <li>Can not be defeated in the locked OFF and ON positions</li> <li>Can be modified such that it can be defeated from the outside using a screwdriver, when it is in the unlocked ON position.</li> <li>Door can be opened in OFF NZM...-XTVD(V)-60</li> <li>For maximum shaft length 60 mm</li> <li>Without shaft support</li> <li>Cannot be combined with additional handle NZM...-XDZ</li> <li>External warning plate/ designation label can be clipped on.</li> </ul>	NZM1-XTVD-0	279392	1 Off 	Circuit breaker can also be installed in a horizontal position 90° left/right, with the handle still in the same position.
NZM2-XTVD-60	271505			NZM2-XTVD-0	279393		
NZM3-XTVD-60	271506			NZM3-XTVD-0	279394		
NZM4-XTVD-60	271507			NZM4-XTVD-0	279395		
NZM1-XTVDV-60	271508			NZM1-XTVDV-0	279396		
NZM2-XTVDV-60	271509			NZM2-XTVDV-0	279397		
NZM3-XTVDV-60	271510			NZM3-XTVDV-0	279398		
NZM4-XTVDV-60	271511			NZM4-XTVDV-0	279399		
<b>Door interlock</b>							
NZM1-XTVDVR-60	271512	1 Off 	<ul style="list-style-type: none"> <li>Can not be defeated in the locked OFF position.</li> <li>Can be modified such that it can be defeated from the outside using a screwdriver, when it is in the unlocked ON position.</li> <li>Door can be opened in OFF NZM...-XTVDVR-60</li> <li>For maximum shaft length 60 mm</li> <li>Without shaft support</li> <li>Cannot be combined with additional handle NZM...-XDZ</li> <li>External warning plate/ designation label can be clipped on.</li> </ul>	NZM1-XTVDVR-0	279400	1 Off 	Circuit breaker can also be installed in a horizontal position 90° left/right, with the handle still in the same position.
NZM2-XTVDVR-60	271513			NZM2-XTVDVR-0	279401		
NZM3-XTVDVR-60	271514			NZM3-XTVDVR-0	279402		
NZM4-XTVDVR-60	271515			NZM4-XTVDVR-0	279403		

# 4.10

## Compact circuit breakers, switch disconnectors

Door coupling rotary handles  
NZM1, NZM2, NZM3, NZM4

For use with	Standard Part no.	Article no.	Std. pack	Notes
	Article no. when ordering separately			
<b>Extension shaft</b>				
UL/CSA certification not required				
400 mm max. mounting depth	NZM1(-4), PN1(-4), NZM1/2-XV4 N(S)1(-4) NZM2(-4), PN2(-4), N(S)2(-4)	261232	1 Off	Length 290 mm, can be cut to required length.
	NZM3(-4), PN3(-4), NZM3/4-XV4 N(S)3(-4) NZM4(-4), N(S)4(-4)	261234		
600 mm max. mounting depth	NZM1(-4), PN1(-4), NZM1/2-XV6 N(S)1(-4) NZM2(-4), PN2(-4), N(S)2(-4)	260191		Length 425 mm, can be cut to required length.
	NZM3(-4), PN3(-4), NZM3/4-XV6 N(S)3(-4) NZM4(-4), N(S)4(-4)	260193		

1230PIC-153 Symbolphoto



# 4.11

Door coupling rotary handle with key lock  
NZM1, NZM2, NZM3, NZM4

For use with	Part no.	Article no.	Std. pack	Notes
	Article no. when ordering separately			

### Door coupling rotary handle with key lock

Door coupling rotary handle for operating the switch through a closed control panel door.

Standard, black/grey

1230PIC-1159 Symbolphoto



Lockable in position 0 using cylinder lock and key withdrawable  
Also possible: lockable on the 0 position on the handle using up to 3 padlocks

With door interlock

Not defeatable in the locked OFF and ON positions with padlock on the handle.

Can be modified in the unlocked ON position.

Can be modified such that it can be defeated from the outside using a screwdriver.

Door to be opened in the OFF position when not locked.

External warning plate/designation label can be clipped on.

Complete including rotary drive and coupling parts.

Extension shaft additionally required. obtainable in two lengths.

1230PIC-1160 Symbolphoto



1230PIC-1161 Symbolphoto



1230PIC-1162 Symbolphoto



NZM1(-4), PN1(-4), N(S)1(-4)	NZM1-XTVDKL	172528	1 Off	Circuit breaker can also be installed in a lying position 90° left/right, with the handle still in the same position.
NZM1(-4), N(S)1(-4)	NZM1-XTVDKLR	172529		
NZM2(-4), PN2(-4), N(S)2(-4)	NZM2-XTVDKL	172530	1 Off	Cannot be combined with: • Remote operator • Side panel mounting • Mechan. interlock • Insulating surround
NZM2(-4), N(S)2(-4)	NZM2-XTVDKLR	172531		
NZM3(-4), PN3(-4), N(S)3(-4)	NZM3-XTVDKL	172532	1 Off	
NZM3(-4), N(S)3(-4)	NZM3-XTVDKLR	172533		
NZM4(-4), N(S)4(-4)	NZM4-XTVDKL	172534	1 Off	
NZM4(-4), N(S)4(-4)	NZM4-XTVDKLR	172535		

Information relevant for export to North America



Product Standards	UL489; CSA-C22.2 No. 5-09; IEC60947, CE marking
UL File No.	E140305
UL CCN	DIHS
CSA File No.	022086
CSA Class No.	1437-01
NA Certification	UL Listed, CSA certified

### Door coupling rotary handles for North America NZM1, NZM2, NZM3, NZM4

For use with	Standard Part no.	Article no.	Std. pack	Notes
	Article no. when ordering separately			



#### Door coupling rotary handles

Complete including rotary drive and coupling parts. Extension shaft additionally required. Degree of protection IP66/UL/CSA type 4X, 12. Difference to normal IEC handles: Door opening only possible with active rotation beyond the 0 position.

#### Standard, black/grey

1230PIC-681, sg06315, 1230PIC-1419 Symbolphoto



Lockable in 0 position on handle. With door interlock.	NZM1 N1	NZM1-XTVD-NA	271445	1 Off  	Door interlock • Can not be defeated in the locked OFF position. • Door opening with active rotation beyond the 0 position. • Cannot be combined with mechanical interlock • External warning plate/designation label can be clipped on
	NZM2, N2	NZM2-XTVD-NA	271446		
	NZM3, N3	NZM3-XTVD-NA	271447		
	NZM4, N4	NZM4-XTVD-NA	271448		

1230PIC-681, sg06115, 1230PIC-1419 Symbolphoto





Lockable on handle and switch with up to 3 padlocks. Lockable in 0 position on handle. With door interlock. Lockable on switch in 0 position	NZM1, N(S)1	NZM1-XTVDV-NA	100683		Door interlock • Can not be defeated in the locked OFF position. • Door opening possible with active rotation beyond the 0 position. Can be defeated from the outside using a screwdriver. • Cannot be combined with mechanical interlock • External warning plate/designation label can be clipped on.
	NZM2, N(S)2	NZM2-XTVDV-NA	100684		
	NZM3, N(S)3	NZM3-XTVDV-NA	100685		
	NZM4, N(S)4	NZM4-XTVDV-NA	100686		

#### Red-yellow for emergency switching off

1230PIC-682, 1230PIC-698, sg05315 Symbolphoto



Lockable on handle and switch with up to 3 padlocks. Lockable in 0 position on handle. With door interlock. Lockable on switch in 0 position	NZM1, N(S)1	NZM1-XTVDVR-NA	271449	1 Off  	Door interlock • Can not be defeated in the locked OFF position. • Door opening with active rotation beyond the 0 position. • Cannot be combined with mechanical interlock • External warning plate/designation label can be clipped on.
	NZM2, N(S)2	NZM2-XTVDVR-NA	271450		
	NZM3, N(S)3	NZM3-XTVDVR-NA	271451		
	NZM4, N(S)4	NZM4-XTVDVR-NA	271452		



Information relevant for export to North America







Product Standards	UL489; CSA-C22.2, No. 5-09; IEC60947, CE marking
UL File No.	E140305
UL CCN	DIHS
CSA File No.	022086
CSA Class No.	1437-01
NA Certification	UL Listed, CSA certified
Degree of Protection	IEC: IP66, UL/CSA Type 4X, 12

### Door coupling rotary handles NZM1, NZM2, NZM3, NZM4

For maximum shaft length 60 mm Part no.	Article no.	Std. pack	Notes	Extremely narrow fittings Part no.	Article no.	Std. pack	Notes
Article no. when ordering separately				Article no. when ordering separately			













NZM1-XTVDV-60-NA	100667	1 Off  	Door interlock • Can not be defeated in the locked OFF position • Door opening possible with active rotation beyond the 0 position. Can be defeated from the outside using a screwdriver. • Cannot be combined with mechanical interlock NZM...-XTVDV-60-NA • For a maximum shaft length of 60 mm • Without shaft support • Cannot be combined with additional handle NZM...-XDZ • External warning plate/designation label can be clipped on.	NZM1-XTVDV-0-NA	100675		Door interlock • Can not be defeated in the locked OFF position • Door opening possible with active rotation beyond the 0 position. Can be defeated from the outside using a screwdriver. • Cannot be combined with mechanical interlock NZM...-XTVDV-0-NA For extremely narrow fittings • With special short extension shaft • Cannot be combined with additional handle NZM...-XDZ • External warning plate/designation label can be clipped on.
NZM2-XTVDV-60-NA	100668			NZM2-XTVDV-0-NA	100676		
NZM3-XTVDV-60-NA	100669			NZM3-XTVDV-0-NA	100677		
NZM4-XTVDV-60-NA	100670			NZM4-XTVDV-0-NA	100678		

NZM1-XTVDVR-60-NA	100671	1 Off  	Door interlock • Can not be defeated in the locked OFF position • Door opening possible with active rotation beyond the 0 position. Can be defeated from the outside using a screwdriver. • Door can be opened in OFF NZM...-XTVDVR-60 • For a maximum shaft length of 60 mm • Without shaft support • Cannot be combined with additional handle NZM...-XDZ • External warning plate/designation label can be clipped on.	NZM1-XTVDVR-0-NA	100679	1 Off  	Door interlock • Can not be defeated in the locked OFF position • Door opening possible with active rotation beyond the 0 position. Can be defeated from the outside using a screwdriver. • Door can be opened in OFF NZM...-XTVDVR-0 • For extremely narrow fittings • With special short extension shaft • Cannot be combined with additional handle NZM...-XDZ • External warning plate/designation label can be clipped on.
NZM2-XTVDVR-60-NA	100672			NZM2-XTVDVR-0-NA	100680		
NZM3-XTVDVR-60-NA	100673			NZM3-XTVDVR-0-NA	100681		
NZM4-XTVDVR-60-NA	100674			NZM4-XTVDVR-0-NA	100682		

# 4.13

## Compact circuit breakers, switch disconnectors

Rotary handles  
NZM...-XDV

For use with	Part no.	Article no.	Std. pack	Notes
	Article no. when ordering separately			
<b>Rotary handle on circuit breaker</b>				
Complete with rotary drive				
Standard, black/grey				
	Lockable in 0 position on switch with up to 3 padlocks.	NZM1(-4), PN1(-4), N(S)1(-4)	NZM1-XDV 260125	1 Off   Circuit breaker can also be installed in a lying position 90° left/right, with the handle still in the same position.
		NZM2(-4), PN2(-4), N(S)2(-4)	NZM2-XDV 260127	
		NZM3(-4), PN3(-4), N(S)3(-4)	NZM3-XDV 260129	
		NZM4(-4), N(S)4(-4)	NZM4-XDV 266608	
	Lockable in 0 position on handle with up to 3 padlocks.	NZM1(-4), PN1(-4), N(S)1(-4)	NZM1-XDVG 285247	1 Off   Circuit breaker can also be installed in a lying position 90° left/right, with the handle still in the same position.
		NZM2(-4), PN2(-4), N(S)2(-4)	NZM2-XDVG 285248	
		NZM3(-4), PN3(-4), N(S)3(-4)	NZM3-XDVG 165716	
		NZM4(-4), N(S)4(-4)	NZM4-XDVG 165718	
Red-yellow for emergency switch off				
	Lockable in 0 position on switch with up to 3 padlocks.	NZM1(-4), PN1(-4), N(S)1(-4)	NZM1-XDVR 260135	1 Off   Circuit breaker can also be installed in a lying position 90° left/right, with the handle still in the same position.
		NZM2(-4), PN2(-4), N(S)2(-4)	NZM2-XDVR 260137	
		NZM3(-4), PN3(-4), N(S)3(-4)	NZM3-XDVR 260140	
		NZM4(-4), N(S)4(-4)	NZM4-XDVR 266610	
	Lockable in 0 position on switch with up to 3 padlocks.	NZM1(-4), PN1(-4), N(S)1(-4)	NZM1-XDVGR 285249	1 Off   Circuit breaker can also be installed in a lying position 90° left/right, with the handle still in the same position.
		NZM2(-4), PN2(-4), N(S)2(-4)	NZM2-XDVGR 285280	
		NZM3(-4), PN3(-4), N(S)3(-4)	NZM3-XDVGR 165717	
		NZM4(-4), N(S)4(-4)	NZM4-XDVGR 165719	

Information relevant for export to North America











Product Standards	UL489; CSA-C22.2, No. 5-09; IEC60947, CE marking
UL File No.	E140305
UL CCN	DIHS
CSA File No.	022086
CSA Class No.	1437-01
NA Certification	UL Listed, CSA certified

# Compact circuit breakers, switch disconnectors

Rotary handles with key lock  
NZM...XDKL

# 4.14

For use with	Part no.	Article no.	Std. pack	Notes
	Article no. when ordering separately			
<b>Rotary handles with key lock</b>				
Complete with rotary drive				
Standard, black/grey				
	Lockable in position 0 using cylinder lock and key withdrawable	NZM1(-4), PN1(-4), N(S)1(-4)	NZM1-XDKL 172536	1 Off   Circuit breaker can also be installed in a lying position 90° left/right, with the handle still in the same position. Cannot be combined with: • Remote operator • Side panel mounting • Mechan. interlock • Insulating surround
		NZM2(-4), PN2(-4), N(S)2(-4)	NZM2-XDKL 172537	1 Off  
		NZM3(-4), PN3(-4), N(S)3(-4)	NZM3-XDKL 172538	1 Off  
		NZM4(-4), N(S)4(-4)	NZM4-XDKL 172539	

Information relevant for export to North America



IP66  
UL/CSA Type 4X, Type 12

# 4.15

## Compact circuit breakers, switch disconnectors

Rotary handles with door interlock  
NZM...XDTV

For use with	Part no.	Article no.	Std. pack	Notes
	Article no. when ordering separately			

### Rotary handles on switch with door interlock

Complete with rotary drive and insulating surround

Standard, black/grey

1230PIC-840 Symbolphoto



Lockable in 0 position on handle with up to 3 padlocks, can also be modified for the I position.

Also available with door interlock e.g. for MCC service distribution.

NZM1(-4), PN1(-4), N(S)1(-4)	NZM1-XDTV	260131	1 Off	Circuit breaker can also be installed in a lying position 90° left/right, with the handle still in the same position.
NZM2(-4), PN2(-4), N(S)2(-4)	NZM2-XDTV	260133		

Red-yellow for emergency switching off

1230PIC-758 Symbolphoto



Lockable in 0 position on handle with up to 3 padlocks.

Also available with door interlock e.g. for MCC service distribution.

NZM1(-4), PN1(-4), N(S)1(-4)	NZM1-XDTV	260142	1 Off	
NZM2(-4), PN2(-4), N(S)2(-4)	NZM2-XDTV	260144		

### Rotary handles on switch with door interlock for UL/CSA approved NA switches

Difference to normal IEC handles: Door opening only possible with active rotation beyond the 0 position.

Complete with rotary drive and insulating surround

Standard, black/grey

1230PIC-840 Symbolphoto



Lockable in 0 position on handle with up to 3 padlocks, can also be modified for the I position.

Also available with door interlock e.g. for MCC service distribution.

NZM1, N(S)1	NZM1-XDTV-NA	271453	1 Off	Door interlock <ul style="list-style-type: none"> <li>• In the ON position, can be defeated from the outside using a 1 mm pin</li> <li>• Can not be defeated in the locked OFF and ON positions</li> <li>• Door opening only possible with active rotation beyond the 0 position.</li> <li>• Can only be switched ON when the door is closed</li> <li>• Cannot be combined with mechanical interlock</li> </ul> Circuit breaker can also be installed in a lying position 90° left/right, with the handle still in the same position.
NZM2, N(S)2	NZM2-XDTV-NA	271454		

Red-yellow for emergency switching off

1230PIC-758 Symbolphoto



Lockable in 0 position on handle with up to 3 padlocks.

Also available with door interlock e.g. for MCC service distribution.

NZM1, N(S)1	NZM1-XDTV-NA	271455	1 Off	
NZM2, N(S)2	NZM2-XDTV-NA	271456		

Information relevant for export to North America



Product Standards	UL489; CSA-C22.2, No. 5-09; IEC60947, CE marking
UL File No.	E140305
UL CCN	DIHS
CSA File No.	022086
CSA Class No.	1437-01
NA Certification	UL Listed, CSA certified

## Compact circuit breakers, switch disconnectors

Main switch assembly kit  
NZM...XHB...

# 4.16

Model	For use with	Part no.	Article no.	Std. pack
		Article no. when ordering separately		

### Main switch assembly kit

Equipment supplied:

- Door coupling rotary handle
- External warning plate/designation label in German/English
- Extension shaft NZM...-XV4
- Black and yellow flash

For enhanced protection against direct contact on the incomer side, IP2X protection against contact with a finger can be ordered.

Other external warning plates/designation labels can be clipped on.

Degree of protection IP66/UL/CSA type 4X, 12.

With black door coupling rotary handle

1230PIC-739 Symbolphoto



Lockable in 0 position on handle with up to 3 padlocks, can also be modified for the I position.

NZM1(-4), PN1(-4), N(S)1(-4)	NZM1-XHB	266626	1 Off	
NZM2(-4), PN2(-4), N(S)2(-4)	NZM2-XHB	266627		

NZM3(-4), PN3(-4), N(S)3(-4)	NZM3-XHB	266628		
NZM4(-4), N(S)4(-4)	NZM4-XHB	271779		

With red door coupling rotary handle for use of switch as emergency switching off device to IEC/EN 60204-1

1230PIC-698 Symbolphoto



Lockable in 0 position on handle with up to 3 padlocks.

NZM1(-4), PN1(-4), N(S)1(-4)	NZM1-XHBR	266632		
NZM2(-4), PN2(-4), N(S)2(-4)	NZM2-XHBR	266633		

NZM3(-4), PN3(-4), N(S)3(-4)	NZM3-XHBR	266634		
NZM4(-4), N(S)4(-4)	NZM4-XHBR	271842		

Information relevant for export to North America



Product Standards	UL489; CSA-C22.2, No. 5-09; IEC60947, CE marking
UL File No.	E140305
UL CCN	DIHS
CSA File No.	022086
CSA Class No.	1437-01
NA Certification	UL Listed, CSA certified
Degree of Protection	IEC: IP66, UL/CSA Type 4X, 12

Model	For use with	Part no.	Article no.	Std. pack
		Article no. when ordering separately		

### Main switch assembly kit

Equipment supplied:




- Door coupling rotary handle
- External warning plate/designation label in German/English
- Extension shaft NZM...-XV4
- Black and yellow flash

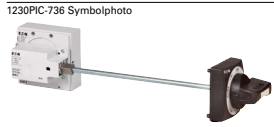
For enhanced protection against direct contact on the incomer side, IP2X protection against contact with a finger can be ordered. Other external warning plates/designation labels can be clipped on. Degree of protection IP66/UL/CSA type 4X, 12.

### For side wall installation

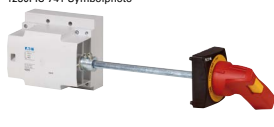


Actuation of the switch on the control panel side wall  
Switch mounting on mounting plate


Standard, black/grey

Model	For use with	Part no.	Article no.	Std. pack
1230PIC-740 Symbolphoto 	For operation on the left	NZM1(-4)	NZM1-XS-L	266641
		PN1(-4), N(S)1(-4)		1 Off  
		NZM2(-4)	NZM2-XS-L	266642
		PN2(-4), N(S)2(-4)		
		NZM3(-4)	NZM3-XS-L	266643
		PN3(-4), N(S)3(-4)		
		NZM4(-4)	NZM4-XS-L	289806
		N(S)4(-4)		

Model	For use with	Part no.	Article no.	Std. pack
1230PIC-736 Symbolphoto 	For operation on the right	NZM1(-4)	NZM1-XS-R	266644
		PN1(-4), N(S)1(-4)		
		NZM2(-4)	NZM2-XS-R	266645
		PN2(-4), N(S)2(-4)		
		NZM3(-4)	NZM3-XS-R	266646
		PN3(-4), N(S)3(-4)		
		NZM4(-4)	NZM4-XS-R	289807
		N(S)4(-4)		

Red-yellow for emergency switching off

Model	For use with	Part no.	Article no.	Std. pack
1230PIC-741 Symbolphoto 	For operation on the left	NZM1(-4)	NZM1-XSR-L	266653
		PN1(-4), N(S)1(-4)		1 Off  
		NZM2(-4)	NZM2-XSR-L	266654
		PN2(-4), N(S)2(-4)		
		NZM3(-4)	NZM3-XSR-L	266655
		PN3(-4), N(S)3(-4)		
		NZM4(-4)	NZM4-XSR-L	289808
		N(S)4(-4)		

Model	For use with	Part no.	Article no.	Std. pack
1230PIC-737 Symbolphoto 	For operation on the right	NZM1(-4)	NZM1-XSR-R	266656
		PN1(-4), N(S)1(-4)		
		NZM2(-4)	NZM2-XSR-R	266657
		PN2(-4), N(S)2(-4)		
		NZM3(-4)	NZM3-XSR-R	266658
		PN3(-4), N(S)3(-4)		
		NZM4(-4)	NZM4-XSR-R	289809
		N(S)4(-4)		

Information relevant for export to North America



Product Standards	UL489; CSA-C22.2, No. 5-09; IEC60947, CE marking
UL File No.	E140305
UL CCN	DIHS
CSA File No.	022086
CSA Class No.	1437-01
NA Certification	UL Listed, CSA certified
Degree of Protection	IEC: IP66, UL/CSA Type 4X, 12

Model	For use with	Part no.	Article no.	Std. pack	Information relevant for export to North America
		Article no. when ordering separately			 

### Main switch assembly kit for side wall installation with mounting bracket




For direct mounting of circuit breaker and handle in the side wall of the control cabinet.

Equipment supplied:




- Door coupling rotary handle
- Special short extension shaft
- Mounting bracket
- Black and yellow flash

For enhanced protection against direct contact on the incomer side, IP2X protection against contact with a finger can be ordered. Other external warning plates/designation labels can be clipped on. Degree of protection IP66/UL/CSA type 4X, 12.

Standard, black/grey




Model	For use with	Part no.	Article no.	Std. pack	Information relevant for export to North America
1230PIC-727 Symbolphoto 	For operation on the left	NZM1(-4)	NZM1-XSM-L	266663	1 Off  
		PN1(-4), N(S)1(-4)			Product Standards UL489; CSA-C22.2 No. 5-09; IEC60947, CE marking
		NZM2(-4)	NZM2-XSM-L	266664	UL File No. E140305
		PN2(-4), N(S)2(-4)			UL CCN DIHS
	For operation on the right	NZM1(-4)	NZM1-XSM-R	266665	CSA File No. 022086
		PN1(-4), N(S)1(-4)			CSA Class No. 1437-01
		NZM2(-4)	NZM2-XSM-R	266666	NA Certification
		PN2(-4), N(S)2(-4)			UL Listed, CSA certified

Red-yellow for emergency switching off

Model	For use with	Part no.	Article no.	Std. pack	Information relevant for export to North America
1230PIC-728 Symbolphoto 	For operation on the left	NZM1(-4)	NZM1-XSRM-L	266671	1 Off  
		PN1(-4), N(S)1(-4)			Product Standards UL489; CSA-C22.2 No. 5-09; IEC60947, CE marking
		NZM2(-4)	NZM2-XSRM-L	266672	UL File No. E140305
		PN2(-4), N(S)2(-4)			UL CCN DIHS
	For operation on the right	NZM1(-4)	NZM1-XSRM-R	266673	CSA File No. 022086
		PN1(-4), N(S)1(-4)			CSA Class No. 1437-01
		NZM2(-4)	NZM2-XSRM-R	266674	NA Certification
		PN2(-4), N(S)2(-4)			UL Listed, CSA certified

### Additional plate

For fitting to the mounting bracket when using neutral conductor or PE conductor terminals K25, K50, K95 or K150.

Model	For use with	Part no.	Article no.	Std. pack	Information relevant for export to North America
1230PIC-719 Symbolphoto 	-	NZM1, NZM1-4, N1, N1-4, PN1, PN1-4, NS1, NZM2, NZM2-4, N2, N2-4, PN2, PN2-4, NS2, NZM1-NA, NZM2-NA	NZM1/2-XZB	266676	1 Off  

### Main switch assembly kit NZM...-XHB...

Model	For use with	Part no.	Article no.	Std. pack	Information relevant for export to North America
		Article no. when ordering separately			


#### Main switch assembly kit with additional rotary handle

Main switch assembly kit with additional rotary handle for switching with opened control panel door.

Equipment supplied:

- Door coupling rotary handle
  - Additional rotary handle on switch with "Deliberate Action" operation
  - External warning plate/designation label in German/English
  - Extension shaft NZM...-XV6 for mounting depth 600 mm, NZM1/2-XV4 with NZM1 for mounting depth 400 mm
  - Black and yellow flash
- For enhanced protection against direct contact on the incomer side, IP2X protection against contact with a finger can be ordered. Other external warning plates/designation labels can be clipped on.
- Degree of protection IP66/UL/CSA type 4X, 12.

With black door coupling rotary handle



Model	For use with	Part no.	Article no.	Std. pack	Information relevant for export to North America	Product Standards
1230PIC-899	IEC	NZM1(-4)	NZM1-XHB-DA	125956	1 Off	UL489; CSA-C22.2 No. 5-09; IEC60947, CE marking
	UL/CSA	NZM1(-4)	NZM1-XHB-DA-NA	125958		UL File No. E140305
1230PIC-1402	IEC	NZM2(-4)	NZM2-XHB-DA	116895		UL CCN DIHS
	UL/CSA	NZM2(-4)	NZM2-XHB-DA-NA	116897		CSA File No. 022086
1230PIC-1300	IEC	NZM3(-4)	NZM3-XHB-DA	118988		CSA Class No. 1437-01
	UL/CSA	NZM3(-4)	NZM3-XHB-DA-NA	119000		NA Certification
1230PIC-1302	IEC	NZM4(-4)	NZM4-XHB-DA	119002		UL Listed, CSA certified
	UL/CSA	NZM4(-4)	NZM4-XHB-DA-NA	119004		Degree of Protection IEC: IP66, UL/CSA Type 4X, 12

Information relevant for export to North America



Product Standards	UL489; CSA-C22.2, No. 5-09; IEC60947, CE marking
UL File No.	E140305
UL CCN	DIHS
CSA File No.	022086
CSA Class No.	1437-01
NA Certification	UL Listed, CSA certified
Degree of Protection	IEC: IP66, UL/CSA Type 4X, 12

### Main switch assembly kit with additional handle NZM...-XHB...

Model	For use with	Part no.	Article no.	Std. pack	Information relevant for export to North America
		Article no. when ordering separately			


#### Main switch assembly kit with additional rotary handle

Main switch assembly kit with additional rotary handle for switching with opened control panel door.

Equipment supplied:

- Door coupling rotary handle
  - Additional rotary handle on switch with "Deliberate Action" operation
  - External warning plate/designation label in German/English
  - Extension shaft NZM...-XV6 for mounting depth 600 mm, NZM1/2-XV4 with NZM1 for mounting depth 400 mm
  - Black and yellow flash
- For enhanced protection against direct contact on the incomer side, IP2X protection against contact with a finger can be ordered. Other external warning plates/designation labels can be clipped on.
- Degree of protection IP66/UL/CSA type 4X, 12.

With red door coupling rotary handle for use of switch as emergency switching off device



Model	For use with	Part no.	Article no.	Std. pack	Information relevant for export to North America	Product Standards
1230PIC-900	IEC	NZM1(-4)	NZM1-XHB-DAR	125957	1 Off	UL489; CSA-C22.2 No. 5-09; IEC60947, CE marking
	UL/CSA	NZM1(-4)	NZM1-XHB-DAR-NA	125959		UL File No. E140305
1230PIC-1403	IEC	NZM2(-4)	NZM2-XHB-DAR	116896		UL CCN DIHS
	UL/CSA	NZM2(-4)	NZM2-XHB-DAR-NA	116898		CSA File No. 022086
1230PIC-1301	IEC	NZM3(-4)	NZM3-XHB-DAR	118989		CSA Class No. 1437-01
	UL/CSA	NZM3(-4)	NZM3-XHB-DAR-NA	119001		NA Certification
1230PIC-1303	IEC	NZM4(-4)	NZM4-XHB-DAR	119003		UL Listed, CSA certified
	UL/CSA	NZM4(-4)	NZM4-XHB-DAR-NA	119005		Degree of Protection IEC: IP66, UL/CSA Type 4X, 12

#### Main switch assembly kit with additional rotary handle

External warning plate/designation label can be clipped on.

For enhanced busbar tag shroud on the incomer side, please order IP2X protection against contact with a finger. IP66; UL/CSA Type 4X, Type 12.



Model	For use with	Part no.	Article no.	Std. pack	Information relevant for export to North America	Product Standards
		Article no. when ordering separately				
		Article no. when ordering separately				
		Article no. when ordering separately				

Model	For use with	Part no.	Article no.	Std. pack	Information relevant for export to North America	Product Standards
		Article no. when ordering separately				
		Article no. when ordering separately				
		Article no. when ordering separately				

# 4.16


## Compact circuit breakers, switch disconnectors

Main switch assembly kit, Rear-mounted drives  
 NZM...-XS..., NZM...-XRAV...

For use with	Part no.	Article no.	Std. pack	Notes	Information relevant for export to North America
	Article no. when ordering separately				


### Main switch assembly kit, bottom

External warning plate/designation label can be clipped on.  
 For enhanced busbar tag shroud on the incomer side, please order IP2X protection against contact with a finger.  
 IP66; UL/CSA Type 4X, Type 12.



UL/CSA, IEC	NZM1-XS-U	110106	1 Off		Product Standards
-------------	-----------	--------	-------	--	-------------------


UL489;  
 CSA-C22.2  
 No. 5-09;  
 IEC60947,  
 CE marking  
 UL File No. E140305  
 UL CCN DIHS  
 CSA File No. 022086  
 CSA Class No. 1437-01  
 NA Certification  
 UL Listed,  
 CSA certified  
 Degree of Protection  
 IEC: IP66,  
 UL/CSA  
 Type 4X, 12



UL/CSA, IEC	NZM1-XSR-U	110107	1 Off		Product Standards
-------------	------------	--------	-------	--	-------------------

### Rear-mounted drives

For direct rear connection of the switch to the side of the control panel or control panel door.  
 Switch actuation on rear through side wall or control panel door. For switch with toggle lever.  
 For enhanced protection against direct contact on the incomer side, IP2X protection against contact with a finger can be ordered.  
 Degree of protection IP66, UL/CSA type 4X, 12.



Standard, black/grey

Lockable in 0 position on handle with up to 3 padlocks.	NZM1, N1, NS1, PN1	NZM1-XRAV	107245	1 Off		External warning plate can be clipped on	Product Standards
---	--------------------	-----------	--------	-------	--	--	-------------------

UL489;  
 CSA-C22.2  
 No. 5-09;  
 IEC60947,  
 CE marking  
 UL File No. E140305  
 UL CCN DIHS  
 CSA File No. 022086  
 CSA Class No. 1437-01  
 NA Certification  
 UL Listed,  
 CSA certified  
 Degree of Protection  
 IEC: IP66,  
 UL/CSA  
 Type 4X, 12

	NZM1-4, N1-4, PN1-4	NZM1-4-XRAV	107246				
--	---------------------	-------------	--------	--	--	--	--

	NZM2, N2, NS2, PN2	NZM2-XRAV	107247				
--	--------------------	-----------	--------	--	--	--	--

	NZM2-4, N2-4, PN2-4	NZM2-4-XRAV	107248				
--	---------------------	-------------	--------	--	--	--	--

### Red-yellow for emergency switching off

Lockable in 0 position on handle with up to 3 padlocks.	NZM1, N1, NS1, PN1	NZM1-XRAVR	107249	1 Off		External warning plate can be clipped on	Product Standards
---	--------------------	------------	--------	-------	--	--	-------------------

	NZM1-4, N1-4, PN1-4	NZM1-4-XRAVR	107260				
--	---------------------	--------------	--------	--	--	--	--

	NZM2, N2, NS2, PN2	NZM2-XRAVR	107261				
--	--------------------	------------	--------	--	--	--	--

	NZM2-4, N2-4, PN2-4	NZM2-4-XRAVR	107262				
--	---------------------	--------------	--------	--	--	--	--

# 4.17

Side-mounted handle  
 NZM...-XSH...-NA

For use with	Part no.	Article no.	Std. pack	Notes	Information relevant for export to North America
	Article no. when ordering separately				

### Side mounted handle

Complete kit, includes handle, mechanical system, and Bowden cable (Length: 48, 72, 84 and 120 Inch).

1230PIC-1424 Symbolphoto



UL/CSA Type 4X, Type 12	NZM2...-NA, NS2...-NA	NZM2-XSH-12-48-NA, NZM2-XSH-12-84-NA, NZM2-XSH-12-120-NA	155482, 155483, 155484	1 Off		Lockable in the 0 position using up to 3 padlocks on the handle For 1 door on an American-style control panel (door plus wide bar next to door)	Caution! Intended exclusively for use outside the scope of application of IEC/EN 60947.
-------------------------	-----------------------	--	------------------------	-------	--	---	---

1230PIC-1406 Symbolphoto



	NZM3...-NA, NS3...-NA	NZM3-XSH-12-48-NA, NZM3-XSH-12-84-NA, NZM3-XSH-12-120-NA	155488, 155489, 155500				
--	-----------------------	--	------------------------	--	--	--	--

1230PIC-1425 Symbolphoto



	NZM4...-NA, NS4...-NA	NZM4-XSH-12-48-NA, NZM4-XSH-12-72-NA, NZM4-XSH-12-120-NA	155504, 155505, 155506				
--	-----------------------	--	------------------------	--	--	--	--

1230PIC-1404 Symbolphoto



UL/CSA Type 4X	NZM2...-NA, NS2...-NA	NZM2-XSH-4X-48-NA, NZM2-XSH-4X-84-NA, NZM2-XSH-4X-120-NA	155485, 155486, 155487	1 Off		Lockable in the 0 position using up to 3 padlocks on the handle For 1 door on an American-style control panel (door plus wide bar next to door)	Caution! Intended exclusively for use outside the scope of application of IEC/EN 60947.
----------------	-----------------------	--	------------------------	-------	--	---	---

1230PIC-1405 Symbolphoto



	NZM3...-NA, NS3...-NA	NZM3-XSH-4X-48-NA, NZM3-XSH-4X-84-NA, NZM3-XSH-4X-120-NA	155501, 155502, 155503				
--	-----------------------	--	------------------------	--	--	--	--

1230PIC-1426 Symbolphoto



	NZM4...-NA, NS4...-NA	NZM4-XSH-4X-48-NA, NZM4-XSH-4X-72-NA, NZM4-XSH-4X-120-NA	155507, 155508, 155509				
--	-----------------------	--	------------------------	--	--	--	--